



**The Blue Coat**  
School

# Year 10 Finals Examinations

Monday 17<sup>th</sup> June 2024 – Friday 28<sup>th</sup> June 2024

Subject overviews and preparatory information

# Year 10 Finals - Examination dates

Date	Start time	Duration	Subject
Mon 17 Jun	09:00	01:45	Triple Science Chemistry Y10
Mon 17 Jun	09:00	01:15	Combined Science H Chemistry Y10
Mon 17 Jun	09:00	01:15	Combined Science F Chemistry Y10
Mon 17 Jun	13:30	01:00	Mathematics H1 Y10 P1
Mon 17 Jun	13:30	01:00	Mathematics H2 Y10 P1
Mon 17 Jun	13:30	01:00	Mathematics F1 Y10 P1
Mon 17 Jun	13:30	01:00	Mathematics F2 Y10 P1
Tue 18 Jun	09:00	01:30	Business Studies Y10
Tue 18 Jun	09:00	00:55	CNA Sport National Y10
Tue 18 Jun	13:30	01:20	History Y10
Wed 19 Jun	09:00	01:45	Sociology Y10
Wed 19 Jun	09:00	01:30	Computer Science Y10 P1
Wed 19 Jun	13:30	01:40	English Literature Y10
Thu 20 Jun	09:00	01:35	German F Y10 Listening/Reading
Thu 20 Jun	09:00	02:00	German H Y10 Listening/Reading
Thu 20 Jun	13:30	01:45	Geography Y10
Fri 21 Jun	09:00	01:45	Food Y10
Fri 21 Jun	09:00	01:30	Music Y10
Fri 21 Jun	09:00	01:15	Creative iMedia Y10
Fri 21 Jun	13:30	01:45	Triple Science Physics Y10
Fri 21 Jun	13:30	01:15	Combined Science H Physics Y10
Fri 21 Jun	13:30	01:15	Combined Science F Physics Y10

Date	Start time	Duration	Subject
Mon 24 Jun	09:00	01:15	French F Y10 Writing
Mon 24 Jun	09:00	01:30	French H Y10 Writing
Mon 24 Jun	09:00	01:15	German F Y10 Writing
Mon 24 Jun	09:00	01:30	German H Y10 Writing
Mon 24 Jun	09:00	01:30	Step up to English Y10 P1
Mon 24 Jun	13:30	01:45	Religious Studies Y10
Tue 25 Jun	09:00	02:00	French H Y10 Listening/Reading
Tue 25 Jun	09:00	01:35	French F Y10 Listening/Reading
Tue 25 Jun	09:00	01:30	Step up to English Y10 P2
Tue 25 Jun	13:30	01:45	Triple Science Biology Y10
Tue 25 Jun	13:30	01:15	Combined Science H Biology Y10
Tue 25 Jun	13:30	01:15	Combined Science F Biology Y10
Wed 26 Jun	09:00	01:45	English Language Y10
Wed 26 Jun	11:25	01:00	Mathematics H1 Y10 P2
Wed 26 Jun	11:25	01:00	Mathematics H2 Y10 P2
Wed 26 Jun	11:25	01:00	Mathematics F1 Y10 P2
Wed 26 Jun	11:25	01:00	Mathematics F2 Y10 P2
Thu 27 Jun	09:00	01:45	Product Design Y10
Thu 27 Jun	09:00	01:45	Engineering Y10
Thu 27 Jun	09:00	01:15	Child Development Y10
Thu 27 Jun	13:30	01:00	Construction Y10
Thu 27 Jun	13:30	01:30	Media Y10
Fri 28 Jun	09:00	01:45	Drama Y10
Fri 28 Jun	09:00	01:30	GCSE Physical Education Y10

Note – Although unlikely, please be aware that some of these dates/timings may change.

F = Foundation, H = Higher



# Business Studies overview

[www.aqa.org.uk/subjects/business/gcse/business-8132](http://www.aqa.org.uk/subjects/business/gcse/business-8132)

## Exam Paper Structure

- 105 minutes long (1 hour 45 minutes)
- Everything you've studied in Year 10 could be tested
- There are three sections:
  - **Section 1:** 6 multiple choice questions followed by 7 questions worth 2-marks each (20 marks in total)
  - **Section 2:** A case study followed by a series of questions including two or three 9-mark questions
  - **Section 3:** Same structure as section 2 but with a different case study

Remember that you get marks for demonstrating the following skills:

**Knowledge and understanding:** do you know what the 4Ps are? Can you define Just-in-time (JIT) stock control? Can you name the quadrants in the Boston Matrix?

**Application:** Can you apply your knowledge to the business in a case study?

**Analysis:** can you explain the causes or consequences of a specific issue?

**Evaluation:** can give a recommendation and justify it using evidence?

## How to revise effectively:

**Knowledge and understanding:** use flash cards to test your understanding of key terms. Watch videos by 'TwoTeachers', 'EconBizSesh', or 'Tutor2U' on YouTube.

**Evaluation:** practise giving your opinion and explaining why you it is your opinion.

## Application and analysis:

Use past papers from the AQA website to practise answering questions. Use mark schemes to award yourself a mark. Go over assessment you have done during the year and read the feedback carefully. MIB your MIB activities!



**The Blue Coat**  
School

## Supplementary revision information

[AQA | GCSE | Business | Assessment resources](#)

We also recommend the following websites which "teach" the topics:

[Bizconsesh - YouTube](#)

[Two Teachers - YouTube](#)



# Child Development overview

## Child Development - 1 x exam paper

### Exam Paper overview

- Exam paper is 105 minutes (1 Hour 45 mins)
- A variety of questions ranging from 1 mark questions, through to 8 mark questions.
- Questions will ask you to identify, explain, evaluate or describe.
- Questions will cover all learning outcomes covered so far – specifically Learning Outcomes 1 and 2.

### What are the key points to take away?

Due to the variety of questions you need to make sure that you are confident with the different command words used and the requirements based on the marks attached to each question.

### The best revision materials to use for your Child Development exam

- Create a key terms glossary and practice defining key terms.
- Ensure that you go over strengths and weaknesses of different topic areas where relevant – e.g. methods of contraception. Tables or mind maps are useful here.
- Lots of the marks come from being able to fully expand your definitions/descriptions - make sure you revise what, why, how for any procedures or forms of medication.



**The Blue Coat**  
School

# Supplementary revision information

[Cambridge Nationals - Child Development Level 1/Level 2 - J809 – OCR](#)

## Computer Science overview

### Computer Science - 1 x exam paper

#### J277/01: Computer systems

This component will assess:

- 1.1 Systems architecture
  - 1.2 Memory and storage
  - 1.3 Computer networks, connections and protocols
  - 1.4 Network security
  - 1.5 Systems software
  - 1.6 Ethical, legal, cultural and environmental impacts of digital technology
- 90 minute exam paper – 80 marks on offer

#### What are the key points to take away?

Recall the knowledge for each specification point. – practice this by answering the MCQ's

Apply your knowledge to specific scenarios – look at examples that are in your revision guides and used in past questions.

Practice questions look at the answers in the back of your workbooks and revision guides to check your answers.

#### The best revision materials to use for OCR Computer Science

**Knowledge Organiser resources will be key.**

**You have been given these on TEAMS.**

Revision Guide

Workbook

[GCSE Computer Science - OCR - BBC Bitesize](#)

ISAAC Computing: [GCSE topics — Isaac Computer Science](#)

TEAMS: MCQ's



**The Blue Coat**  
School

## Supplementary revision information

Revision Guides and workbooks have been given to each of you and these are perfect to work through and make revision materials from.

We have covered all paper 1 topics.

Websites:

OCR: [GCSE - Computer Science \(9-1\) - J277 \(from 2020\) - OCR](#)

Isaac Computing: [Isaac Computer Science](#)

BBC Bitesize: [GCSE Computer Science - OCR - BBC Bitesize](#)





## Construction overview

### Construction - 1 x exam paper completed online.

- 90-minute paper
- On-screen examination
- Your final GCSE exam will be 40% of your overall grade.

Questions require objective responses, short and extended answers, based around applied situations. You may be required to use stimulus material (photos or data) to respond to questions.

Areas of content:

- 1.1 The sector
- 1.2 The built environment life cycle
- 1.3 Types of building and structure
- 1.4 Technologies and materials
- 1.5 Building structures and forms
- 1.6 Sustainable construction methods
- 1.7 Trades, employment and careers
- 1.8 Health and safety

### What are the key points to take away?

Pay attention to the command words for each question you are answering, along with the number of minutes you should be spending on each question (aim for roughly one mark per minute). Use the strategies below to ensure you're fully prepared for your exam.

### The best revision materials to use for your exam:

- Use your theory unit booklets and re-read the PowerPoint slides and your notes.
- Complete any outstanding worksheets in your unit booklets.
- MIB your worksheets and homework tasks.
- MIB your end of unit assessment tests.
- Produce mind maps covering the main areas of your revision.

**Note – Due to this course and specification being new, there is limited resources online in terms of revision**



## Creative iMedia Overview

- 1 x exam paper

### **R093: Creative iMedia in the Media Industry**

- 90-minute paper – 70 marks
- Section A – 15 marks, Section B – 55 marks
- Focus will be on Topic Areas 2 and 3
- Topic Area 2: Factors Influencing Product Design
  - 2.1 How Style, Content, and Layout are Linked to the Purpose
  - 2.2 Client Requirements and How They are Defined
  - 2.3 Audience Demographics and Segmentation
  - 2.4 Research Methods, Sources, and Types of Data
- Topic Area 3: Pre-Production Planning
  - 3.1 Work Planning
  - 3.2 Documents Used to Support Ideas Generation
  - 3.3 Documents Used to Design and Plan Media Products
  - 3.4 The Legal Issues That Affect Media

### What are the key points to take away?

Your exam will be split into two sections. Section A will be worth around 15 marks and will be generic questions. Section B will be based on a scenario. All the questions will relate to this scenario, so read it carefully!

### The best revision materials to use for your Creative iMedia Exam

#### **Revision Guide Provided**

#### **Lessons on SharePoint**

- Make flash cards / mind maps / notes on the areas covered on the exam paper
- Re-read them, cover them up, and try to write out as much as you can
- Check what you missed or got wrong and add in a different colour. Focus on this next time you revise
- Remember in the exam you will be given pre-production documents to adapt and improve. Practice creating these using the past exam questions on SharePoint
- Revise key definitions such as target audience, primary and secondary research, copyright etc.



**The Blue Coat**  
School

## Supplementary revision information

Revision books for the exam element of the course will be issued to pupils to work through

[Cambridge Nationals - Creative iMedia Level 1/Level 2 - J834 - OCR](#)



## Drama overview

### Drama – 2 x examinations

- 1 x exam paper
- 1 x practical performance

### Drama (written paper)

- 105-minute duration for the paper
- There will be a total of 80 marks available in this paper.
- This will replicate your final Year 11 GCSE paper which is worth 40% of your total grade

### Drama (practical performance)

- Pupils to film their devised practical performance.
- 20 marks available.
- This element of the course is not a mock and will contribute towards your final mark!

### A look ahead to what I have to do in Year 11:

- Coursework - Three essays based on Year 10 practical performance (40% of GCSE)
- Scripted performance (20% of GCSE)
- Written exam (40% of GCSE)

### What are the key points to take away?

#### Drama (written paper)

- For the written exam it is important to know which questions to answer.
- You will also need to ensure you have practised your timings for each question and the structure.
- This information is in your books and the revision cards you made earlier this year. Past papers are on TEAMS.

#### Drama (practical performance)

- To prepare for your practical performance, the drama studio can be booked for additional rehearsals and the opportunity to perform in the examination space.
- Pupils have been given a devising booklet which can be used as a checklist to ensure that devised work demonstrates a variety of skills and techniques.



**The Blue Coat**  
School

## Supplementary revision information

The link below is for a past paper (2020). You use past papers in lesson and for mocks, so see the link below that could be used for revision purposes.

[Question paper: Component 1 Understanding drama - November 2020 \(aqa.org.uk\)](https://www.aqa.org.uk/qualifications/gcse/drama/question-papers)

Also added is a useful revision website below.

[GCSE Drama - AQA - BBC Bitesize](https://www.bbc.com/education/gcse/drama)



## Engineering/Product Design overview

**Engineering/Product Design** - 1 x exam paper.  
(Your final GCSE exam will be 50% of your overall grade).

### Exam Paper overview

- 120-minute paper
- 3 sections:

#### **Section A – Core technical principles (20 marks)**

A mixture of multiple choice and short answer questions assessing a breadth of technical knowledge and understanding.

#### **Section B – Specialist technical principles (30 marks)**

Several short answer questions (2–5 marks) and one extended response to assess a more in-depth knowledge of technical principles.

#### **Section C – Designing and making principles (50 marks)**

A mixture of short answer and extended response questions.

### What are the key points to take away?

Pay attention to the command words for each question you are answering, along with the number of minutes you should be spending on each question (aim for roughly one mark per minute). Use the strategies below to ensure you're fully prepared for your exam.

### The best revision materials to use for your exam:

- Use your theory unit booklets and reread the PowerPoint slides and your notes.
- Complete any outstanding worksheets in your unit booklets.
- MIB your worksheets and homework tasks.
- MIB your end of unit assessment tests.
- Produce mind maps covering the main areas of your revision.



**The Blue Coat**  
School

# Supplementary revision information

[GCSE Design and Technology - AQA - BBC Bitesize](#)  
[ENGINEERING - DESIGN AND TECHNOLOGY \(technologystudent.com\)](#)  
[AQA | Design and Technology | GCSE | Design and Technology](#)  
[Design & Technology GCSE Revision | Revision World](#)

# English overview

## English - 2 x exam papers

- 1 x English Literature
- 1 x English Language

## English Literature

- 90-minute paper
- The focus will be on Macbeth and An Inspector Calls
- Macbeth question will give an extract. An Inspector Calls question will give a choice of questions to choose from.

## English Language

- 105-minute paper
- 5 questions
- Questions 1 - 4 = Analytical and Comparative questions (40 marks)
- Question 5 = Non-fiction creative writing (40 marks)

## What are the key points to take away?

Although the same subject, there are real differences between the English Language and Literature exams. Due to the marks available, your timing to answer questions in each paper will be vital.

## The best revision materials to use for your English exams

**Powerful knowledge on a page resources will be key!!**

**You will be given an exam version of this to use.**

## **English Literature**

- Re-read over texts to familiarise yourself
- Revise hardest sections and skills first
- Practice essays under times conditions and use cue cards for quotation analysis
- Revise how to make quotes multipurpose

## **English Language**

- Practice papers under timed conditions
- Revise over language and structural features
- YouTube tutorials- Mr Bruff and Mr Salles (question specific)





**The Blue Coat**  
School

# Supplementary revision information

Revision guides and activities are on sharepoint and teams  
English > Year 10 > Finals Revision

Additional useful resources:  
Seneca learning - Macbeth and Inspector Calls  
Youtube – Mr Bruff English

English Language Past Paper Questions: <https://www.aqa.org.uk/subjects/english/gcse/english-language-8700/assessment-resources>

English Literature Past Paper Questions: <https://www.aqa.org.uk/subjects/english/gcse/english-literature-8702/assessment-resources>



## Food and Nutrition overview

**Food and Nutrition** - 1 x exam paper.  
(Your final GCSE exam will be 50% of your overall grade).

### Exam Paper overview

- 105-minute paper
- 5 sections.

Theoretical knowledge of food preparation and nutrition from Sections 1 to 5. The sections are:

1. Food, nutrition and health
2. Food science
3. Food safety
4. Food choice
5. Food provenance.

### What are the key points to take away?

Pay attention to the command words for each question you are answering, along with the number of minutes you should be spending on each question (aim for roughly one mark per minute). Use the strategies below to ensure you're fully prepared for your exam.

### The best revision materials to use for your exam:

- Use your theory unit booklets and reread the PowerPoint slides and your notes.
- Complete any outstanding worksheets in your unit booklets.
- MIB your worksheets and homework tasks.
- MIB your end of unit assessment tests.
- Produce mind maps covering the main areas of your revision.



**The Blue Coat**  
School

## Supplementary revision information

[AQA | Food | GCSE | Food Preparation and Nutrition](#)

[GCSE Home Economics: Food and Nutrition \(CCEA\) - BBC Bitesize](#)

[Seneca | GCSE Food Preparation Revision Tool \(senecalearning.com\)](#)

[Food Preparation and Nutrition Revision | Revision World](#)

## Geography overview

### Geography

- 1 x exam paper will be completed.

### What are the key points to take away?

Mind maps have been suggested as the best way to revise to link Geography content. Can you begin to make these now so that they are of use in Year 10 and then again in Year 11?

#### Important details

- There will only be **1 exam** – we have combined physical & human topics unlike in your real exams next year.
- It will be **1 hour 45 minutes** long – this is longer than any of your real exams, but it is because of putting topics together.
- There will be a mixture of questions, including **at least 2 x 9 markers.**
- You will need the following equipment: **black or blue pen, pencil, ruler, calculator.**
- Grade boundaries will be calculated after the exam, but usually you need around 75% to get a grade 9 in geography and 45% to get a grade 5.

#### What to revise

- Anything and everything that we've covered in Year 10 could come up, including questions about our recent physical fieldtrip to the River Tame.
- The topics we have studied are:

**Ecosystems and Tropical Rainforests**

**Development and Nigeria case study**

**Tectonic hazards**

**Resource Management (water, food, energy)**

**River landscapes**

**River fieldwork**



**The Blue Coat**  
School

## Supplementary revision information

All past papers (except 2023, from which the Y10 end-of-year exam Questions will be drawn) are on SharePoint.

Geography > Year 10 > 01. Past Papers

Additional useful websites:

<https://www.internetgeography.net/aqa-gcse-geography/>



## History overview

**History - 2 x exam papers will be completed.**

Paper 1 – **1hr 20 minutes** –52 marks

**Section A. Whitechapel** [16/52 marks] Approx 25 minutes

- Describe two features of... [4]
- How useful are sources A and B for an enquiry into... [8]
- How could you follow up on Source B for an enquiry into... [4]

**Section B. Crime and Punishment, 1000-present day** [36/52 marks] Approx 55 minutes

- Explain one way in why X during the period... was similar/different to X during the period... [4]
- Explain why... [12] 2 stimulus points given
- 'statement/viewpoint' How far do you agree? [16+4]

What are the key points to take away?

Flash cards are the best way to revise History content. You should be beginning to make these now so that they are of use in Year 10 and then again in Year 11.

Paper 3 – **1hr 30 minutes** –52 marks

**Section A.** [16/52 marks] Approx 20 minutes

- Give one thing you can infer from Source A about... [4]
- Explain why... [12] 2 stimulus points given

**Section B.** [36/52 marks] Approx 65 minutes All questions are about the **same enquiry focus e.g., The Treaty of Versailles**

- How useful are sources B and C for an enquiry into... [8]
- Study Interpretations 1 and 2. They give different views about...What is the main difference between these views?... [4]
- Suggest one reason why Interpretations 1 and 2 give different views about... [4]
- How far do you agree with Interpretation 2 about...? [16+4]



**The Blue Coat**  
School

## Supplementary revision information

All past papers are on Sharepoint but you can find mark schemes here: [Edexcel GCSE History Past Papers | Edexcel Exam Mark Schemes \(mmerevise.co.uk\)](#)

For revision you should use BBC Bitesize Edexcel History [and then the topic they are revising e.g., Whitechapel] [Policing in Whitechapel - Crime and punishment in Whitechapel, c.1870-c.1900 - Edexcel - GCSE History Revision - Edexcel - BBC Bitesize](#)

Revision guides for purchasing are on Amazon UK. [GCSE Edexcel History: Crime and punishment in Britain, c1000-present \(Oxford Revise: History\): Amazon.co.uk: O'Connor, Kat, Wilkes, Aaron: 9781382040402: Books](#)

# Languages overview

## French/German - 3 x full exam papers to complete

- Paper 2 (listening)
- Paper 3 (reading)
- Paper 4 (writing).

## Listening – *topics to include environment, travel, free time and school*

Foundation tier = 35 mins/Higher tier = 45 mins

## Reading - *topics to include environment, travel, free time and school*

Foundation tier = 60 mins/Higher tier = 75 mins

## Writing – *short statements based on key words, short essay, a longer essay and translation of simple sentences or short passages*

Foundation tier = 80 mins/Higher tier = 95 mins

## What are the key points to take away?

There are multiple elements to your Languages exams and due to this, there are different revision techniques/materials that can be utilised. This is something that you can now be using weekly, by preparing resources for your exams

## Revision materials to use for each of your Languages exams

Listening – Eduqas website, BBC bitesize, Memrise, Duolingo

Reading - Eduqas website, BBC bitesize, Memrise, Duolingo

Writing – mind maps for German writing and Languagenut

### How to revise for French WRITING



### How to revise for German WRITING





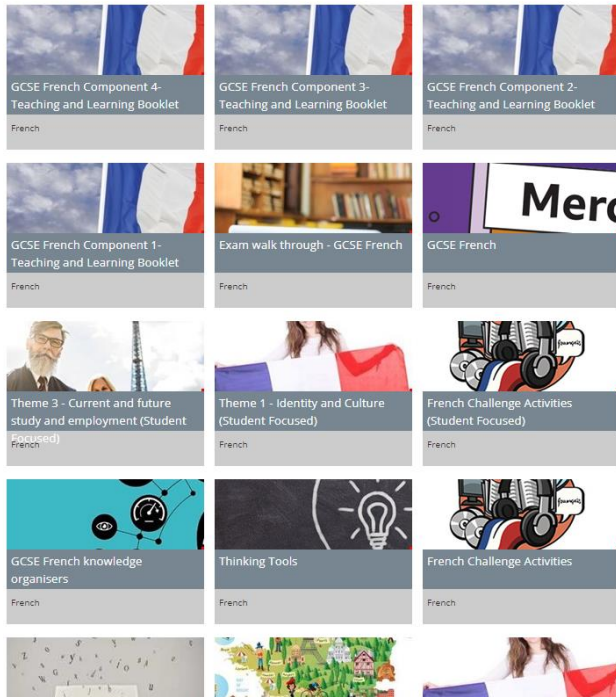


The Blue Coat  
School

# Supplementary revision information

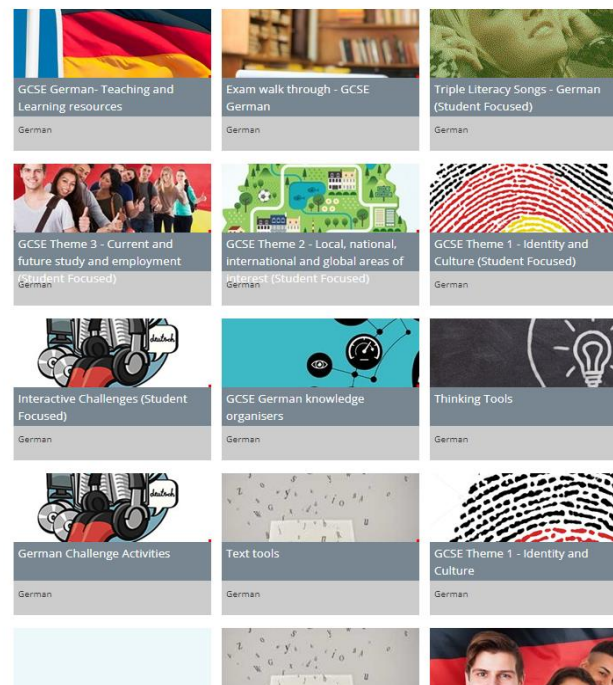
## DIGITAL RESOURCES FOR FRENCH REVISION

Search All > French > KS4



## DIGITAL RESOURCES FOR GERMAN REVISION

Search All > German > KS4



# Maths overview

## Maths - 2 x 60-minute exam papers

- Paper 1 - Non-Calculator
- Paper 2 - Calculator

## Exam Paper overview

Both papers will assess the content that you have covered throughout the year.

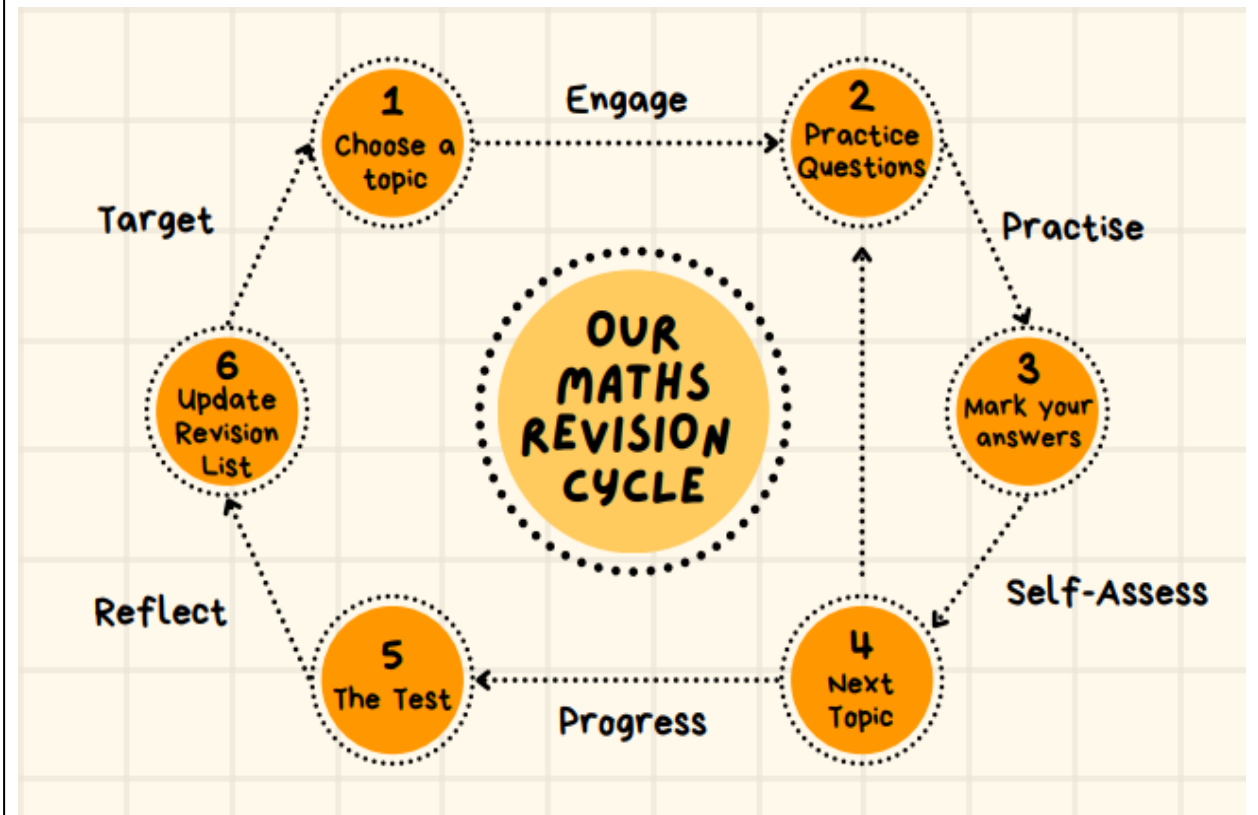
The topics are as follows:

- Indices and Standard Form
- Algebra
- Angles, Pythagoras and Trigonometry
- Probability
- Sequences and Graphs
- FDPR

## What should I be doing now to revise?

- SharePoint! Go on here and do your assessments again. Use Sparx codes from your assessments to do the additional work on the topics that you need help with.
- Drop-in sessions are in BC16 every Monday and Thursday (1.30pm) to go through anything that you need help with.

## Refer back to your maths revision cycle





The Blue Coat  
School

# Supplementary revision information

[Sparx Maths - Home](#) is also useful for your revision. Use this as you receive weekly homework on this site, but there is an "Independent Learning" option where you can search for a topic that you need support with.

There are then practise questions and video run throughs of these topics. Our assessments have a table linked to Sparx at the end of them. Any questions that you have struggled with within the assessment has a Sparx reference that you can look up and practise as part of your MIB work.

As for websites, the easiest to navigate and that contain videos to go through how to work through a topic are [Corbettmaths – Videos, worksheets, 5-a-day and much more](#) and [Maths Genie - Free Online GCSE and A Level Maths Revision](#).

Q	Description	marks	<u>Sparx</u> video number
1	HCF, LCM	4	U250
2	Laws of Indices	4	U235
3, 11c	Zero, negative, fractional indices	4	U694
4	Standard Form	4	U330
5a, 11b	Use a calculation	4	U735
5b	Multiply decimals	3	U293
6	Area with surds	3	U633
7	Product rule for counting	3	U369
8	Problem solving HCF, LCM	2	U751
9	Manipulate indices	2	U772
10	Surds	4	U338
11a	Estimation	2	U225
	Total	39	



# Media Studies Year 10 overview

## Exam Paper Structure

- 90 minutes long (1 hour 30 minutes)
- Everything you've studied in Year 10 could be tested
- There are two sections:

### Section A: Media Language and Representation

Questions in this section will test the two following forms:

- **Magazines and Online**
  - **Social, Participatory Media**
- A. Unseen products will be featured in this section.
- B. There are likely to be five questions in this section. These will be a mixture of
- Multiple choice (1 mark)
  - Short form (2,3 or 4 marks)
  - Medium-form answer questions. (6 – 12 marks)

### How to revise effectively:

**Knowledge and understanding:** use flash cards and Seneca to test your understanding of key terms. Watch videos by 'Mrs Fisher' on YouTube.

**Analysis:** practise giving your opinion and using evidence to support it.

## Section B: Audience and Industries

Questions in this section will test the **two of following forms:**

- **Online, Social and Participatory Media – Marcus Rashford**
- **Music Video – Arctic Monkeys (I bet that you look good on the dancefloor), Black Pink (How you like that?)**
- **Film – Black Widow**

A. There are likely to be four questions in this section.

- One short form (2,3 or 4 marks)
- Two medium-form answer questions. (6 – 12 marks) One will focus on Audience and one on Industries
- One extended response question (20 marks)

### Application and analysis:

Use past papers from the AQA website to practise answering questions. Use mark schemes to award yourself a mark. Go over assessment you have done during the year and read the feedback carefully. MIB your MIB activities!



**The Blue Coat**  
**School**

# Supplementary revision information

Mrs Clewer has set a series of content revision activities for the Year 10 cohort on Teams. Each of these are 15-20 minutes in length. A new one is scheduled to drop on Teams each day of the half-term break, students should be notified by email about this. The idea is little and often over the break to build knowledge and fill any gaps in learning before a series of application revision activities kick on the run up to their paper.

All the activities are remaining active up to the day of the Year 10 final, so students will be able to access this all the way up to the 26<sup>th</sup> June. Mrs Clewer will also monitor this through Seneca

26 Jun Wednesday

Year 10 Final - Section A Theory. Revision Task 1

Scheduled for 23 May 2024 23:59

Year 10 Final - Section A & B O,S,P,M Revision Task 3

Scheduled for 26 May 2024 23:59

Year 10 Final - Section A. Magazine Revision Task 4

Scheduled for 27 May 2024 23:59

Year 10 Final - Section A. Magazine Revision Task 5

Scheduled for 28 May 2024 23:59

Year 10 Final - Section B Theory. Revision Task 2

Scheduled for 24 May 2024 23:59

Year 10 Final - Section B. Arctic Monkeys Revision Task 8

Scheduled for 2 June 2024 23:59

Year 10 Final - Section B. Black Pink Revision Task 9

Scheduled for 3 June 2024 23:59

Year 10 Final - Section B. Film Revision Task 6

Scheduled for 30 May 2024 23:59

Year 10 Final - Section B. Music Video Revision Task 7

Scheduled for 1 June 2024 23:59

# Music overview

## Music - 1 x exam paper

### Music Listening and Appraising

- 75-minute paper – 84 marks
- Focus will be on Africa, Musical Forms and Devices, Music for Ensemble, Film Music and Popular Music
- Africa question will relate to the actual musical analysis of the song that we have studied in lessons and it will not have anything to do with the context of the song
- 7 questions
- Questions 1-6 = Analytical and Comparative questions, testing key terminology and Musical dictation (72 marks)
- Question 7 = Analysis question on Africa - Toto (12 marks)

### What are the key points to take away?

Your revision will need to be based on practice that you have done in relation to your listening and appraising. Please make sure that you use the resources on SharePoint that I have shown you for all the areas of study and for Africa.

### The best revision materials to use for your Music

**Knowledge Organiser resources will be key!!**

**You have been given these on Sharepoint.**

- Practice, practice and practice the listening questions
- Listen to as much music as you can online and try to devise similar questions to what we do in class.
- Practice essays (extended responses) under timed conditions, using the book I have given you.
- Revise the key points to Africa, linking them all to MAD T SHIRT
- Learn the terminology relating to MAD T SHIRT, using the knowledge organisers.
- YouTube tutorials- Ros O'Hara and HPA Music (Area of Study specific)



**The Blue Coat**  
School

## Supplementary revision information

The main site for revision is [Focus on Sound | Focus on Sound](#)

All Music students at KS3 and KS4 have their own unique login details.



## GCSE Physical Education overview

### GCSE PE - 1 x exam paper

Component 1 = Fitness and body systems

- 90-minute paper
- 80 marks
- 3 areas of assessment A01, A02 and A03.
- Includes multiple choice, short answer, longer answers and one 9 marker 'evaluate' question.
- The content of the 9 marker can only come from the Topic 3 – Physical Training.
- A mixture of command words including; identify, state, describe, explain, justify and evaluate.

### The best revision materials to use for your GCSE PE exam

- Revisit 'How to revise effectively for GCSE PE' booklet given at the start of year 10.
- SharePoint/Teams folder in Y10 section titled 'Revision'.
- SharePoint/Teams folder in Y10 section titled 'Past papers and mark schemes'.
- Edexcel GCSE PE bitesize website.
- Paper copies of mind maps, flash cards, summary sheets that you have been making and/or given throughout the year.





The Blue Coat  
School

## Supplementary revision information

Their folder on SharePoint/Teams is the best place to start for GCSE PE. This has all the past papers, marks schemes and examiners reports in here along with revision materials.

Our exam board website is

[Edexcel GCSE Physical Education \(2016\) | Pearson qualifications](#)

Other websites that I'd recommend are

[GCSE Physical Education - Edexcel - BBC Bitesize](#)

@PlanetPEgcsepe (good revision videos on youtube)

@TheEverLearner (good revision videos on youtube)

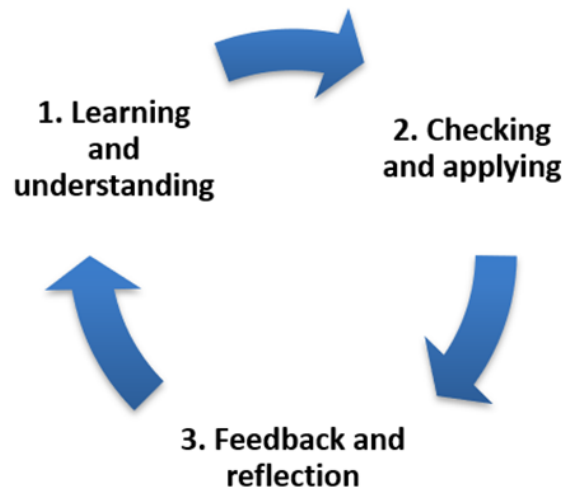
# Religious Studies overview

## Religious Studies – 1 x 105-minute paper

### Topics covered will include:

- Christian Beliefs
- Christian Practices
- Islam Beliefs
- Islam Practices

### What revision looks like:



### Exam tips rom your RS teachers:

1. Don't leave all 12 mark questions until the end.
2. Remember what you have learnt / what you know.
3. **Show off** with key words, quotes, knowledge.
4. You are all VERY capable and you have very good knowledge!
5. If you don't know a word in the question – write something that could be related / linked e.g. if Ashura comes up as a 12 mark question and you can't remember, compare to other festivals etc.
6. READ the question carefully – don't risk losing marks (**BUG the question!**)
7. If you have time to plan 12 markers, then do.
8. Just write something – **NEVER leave it blank.**
9. Just breathe and take a minute if you get anxious / worried / forget things, you can go back to the questions.
10. Re-read all your answers to ensure you have maximised the marks you will achieve.



**The Blue Coat**  
School

# Supplementary revision information

All the resources that you need are on class teams pages.

Students also have their revision resources with them which include their flippy cards, topic booklets and class folders.



# Science Finals Overview

## Science

- Combined Science - 3 x 75 minutes papers - Biology, Chemistry and Physics
- Triple Science - 3 x 105 minutes papers - Biology, Chemistry and Physics

## Biology – Paper 1

- B1 - Cell Biology
- B2 - Organisation
- B3 - Infection and Response
- B4 - Bioenergetics

## Chemistry – Paper 1/2

- C1 - Atomic Structure and the Periodic Table
- C2 - Bonding, Structure and Properties of Matter
- C6 - Rate of Reaction (not reversible reactions)
- C7 - Organic Chemistry
- C9 - Chemistry of the Atmosphere

## Physics – Paper 1

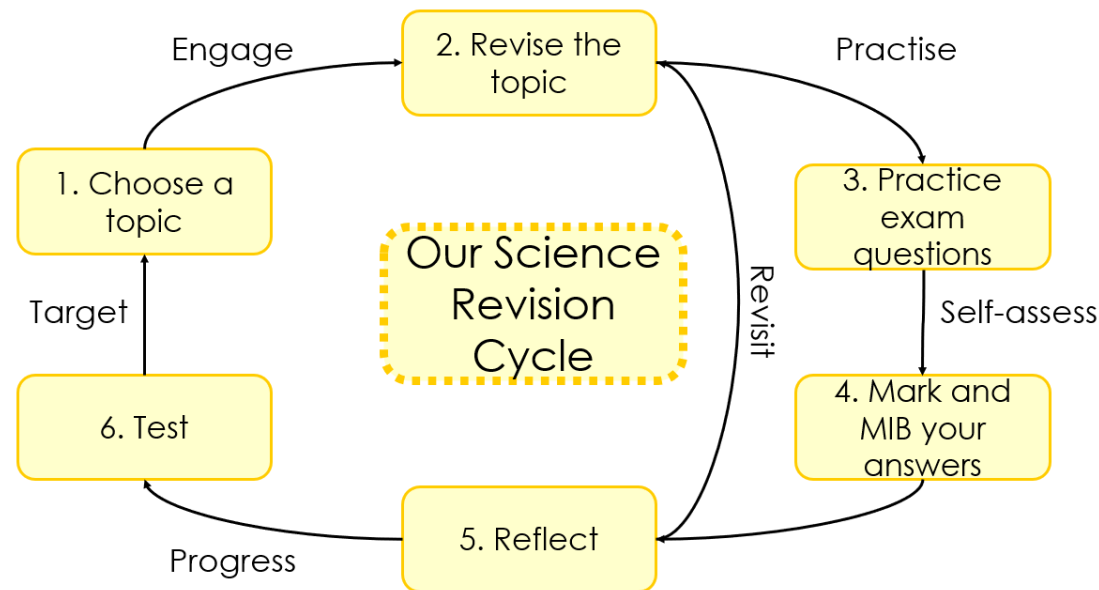
- P1 - Energy
- P2 - Electricity
- P3 - Particle Model of Matter
- P4 - Atomic Structure

## How should I revise?

- Use the resources on SharePoint – [Revision](#)
- Use your CGP revision guide that you were given at the beginning of the year and make flashcards/mind maps/summary notes
- Complete some questions using the Exampro libraries on SharePoint
- MIB your answers using the mark schemes

## Refer back to your Science revision cycle

### How do I revise in Science?



# Supplementary revision information

## Past papers

<https://www.aqa.org.uk/subjects/science/gcse/combined-science-trilogy-8464/assessment-resources?f.Resource+type%7C6=Question+papers>

## Revision websites

### **BBC Bitesize**

<https://www.bbc.co.uk/bitesize/examspecs/z8r997h>

### **Physics and Maths Tutor**

Biology: <https://www.physicsandmathstutor.com/biology-revision/gcse-aqa/>

Chemistry: <https://www.physicsandmathstutor.com/chemistry-revision/gcse-aqa/>

Physics: <https://www.physicsandmathstutor.com/physics-revision/gcse-aqa/>

### **Focus e-learning** (for required practical activities)

<https://www.focuselearning.co.uk/u/35883/pncnzsisEzBjbucknieyFwDonhynbBDo>

## Video channels

### **Cognito**

Biology:

<https://www.youtube.com/playlist?list=PLidqqIGKox7X5UFT-expKluR-i-BN3Q1g>

Chemistry:

<https://www.youtube.com/watch?v=fN8kH9Vvqo0&list=PLidqqIGKox7WeOKVGHxcd69kKqtwrKI8W>

Physics:

<https://www.youtube.com/watch?v=JGwcDCeYRYo&list=PLidqqIGKox7UVC-8WC9djoeBzwxPeXph7>

### **Freesciencelessons**

<https://www.youtube.com/@Freesciencelessons/featured>

### **Malmesbury Education** (for required practical activities)

<https://www.youtube.com/c/malmesburyeducation>



# Sociology overview

## Sociology - 1 x 105-minute exam

- Families and Education

## Exam Paper overview

- Both sections will also include research methods
- Includes
  - 4 x essay questions (12 marks each)
  - 2 x key studies questions (one from each topic)
  - 4 x methods in context questions (4 marks each)
  - Lots of short answer questions

## What are the key points to take away?

This exam contains lots of questions, but half of your marks will come from the essay. Make sure you leave enough time to answer them properly.

## The best revision materials to use for your Sociology exam

- Revise your key studies flashcards and any resources in your purple revision books
- Practice essays under times conditions and make sure you include evaluation
- Revise key terms by writing 3 sentences - explanation, example, theory



**The Blue Coat**  
School

# Supplementary revision information

[AQA | GCSE | Sociology | Assessment resources](#)

[Sociology: AQA GCSE \(senecalearning.com\)](#)



**The Blue Coat**  
School

## Supplementary revision information

The following slides include two different revision timetables.

One of these is blank and can be utilised to plan your revision during the half term break. The second revision timetable is a school-week revision timetable which can be used for when you return after the half term break, but also through the Year 10 finals examination period



# Year 10 Revision Timetable - .....

Time	Monday	Tuesday	Wednesday	Thursday	Friday	Saturday	Sunday
07.00							
08.00							
09.00							
10.00							
11.00							
12.00							
13.00							
16.00							
17.00							
18.00							
19.00							
20.00							
21.00							

# Year 10 term-time Revision Timetable -

Time	Monday	Tuesday	Wednesday	Thursday	Friday	Saturday	Sunday
07.00							
08.00	School lessons						
09.00							
10.00							
11.00							
12.00							
13.00 (lunch intervention)							
14.00	School lessons						
15.00 (After school intervention)							
16.00							
17.00							
18.00							
19.00							
20.00							
21.00							
22.00							